

NC1 Series AC Contactors



General

Certifications: CB, ESC, PCT, UKREST, UL, VDE

CB



Standards: IEC60947,

Utilization category: AC-3, AC-4

Frequency: 50/60Hz

Number of poles: 3

Features

The product features compact design, light weight, low power consumption, long service life, reliable and safe operation, etc.

Technical Data

Type		NC1-09	NC1-12	NC1-18	NC1-25	NC1-32	NC1-40	NC1-50	NC1-65	NC1-80	NC1-95	
Rated operational current (A)	380V	AC-3	9	12	18	25	32	40	50	65	80	95
		AC-4	3.5	5	7.7	8.5	12	18.5	24	28	37	44
	660V	AC-3	6.6	8.9	12	18	21	34	39	42	49	49
		AC-4	1.5	2	3.8	4.4	7.5	9	12	14	17.3	21.3
Conventional thermal current (A)		20	20	32	40	50	60	80	80	110	110	
Rated insulation voltage (V)		660	660	660	660	660	660	660	660	660	660	
Power of controlled 3-phase cage motor (AC-3) (kw)	220V	2.2	3	4	5.5	7.5	11	15	18.5	22	25	
	380V	4	5.5	7.5	11	15	18.5	22	30	37	45	
	660V	5.5	7.5	10	15	18.5	30	37	37	45	45	
Electrical life (10 ³ operations)	AC-3	1,000	1,000	1,000	1,000	800	800	600	600	600	600	
	AC-4	200	200	200	200	200	150	150	150	100	100	
Mechanical life (10 ⁶ operations)		10	10	10	10	8	8	8	8	6	6	
Matched fuse		RT16-20	RT16-20	RT16-32	RT16-40	RT16-50	RT16-63	RT16-80	RT16-80	RT16-100	RT16-125	

Specifications of Coil

Type		NC1-09	NC1-12	NC1-18	NC1-25	NC1-32	NC1-40	NC1-50	NC1-65	NC1-80	NC1-95
Coil power	50Hz	Pick-up (VA)	70	70	70	110	110	200	200	200	200
		Holding (VA)	8	8	8	11	11	20	20	20	20
		Power(W)	1.8~2.7	1.8~2.7	1.8~2.7	3~4	3~4	6~10	6~10	6~10	6~10

Rated voltage of control power supply U_s (V) and coil code

U_s (V)	24	36	48	110	127	220	240	380	415	440	480	500	600	660
50Hz	B5	C5	E5	F5	G5	M5	U5	Q5	N5	R5	-	S5	-	Y5
60Hz	B6	-	E6	F6	G6	M6	U6	Q6	N6	R6	T6	-	S6	-
50/60Hz	B7	-	E7	F7	-	M7	-	Q7	N7	R7	-	-	-	-

Type		NC1-09	NC1-12	NC1-18	NC1-25	NC1-32	NC1-40	NC1-50	NC1-65	NC1-80	NC1-95
Operating range	Pick-up voltage	85%~110% U_s									
	Release voltage	20%~75% U_s									

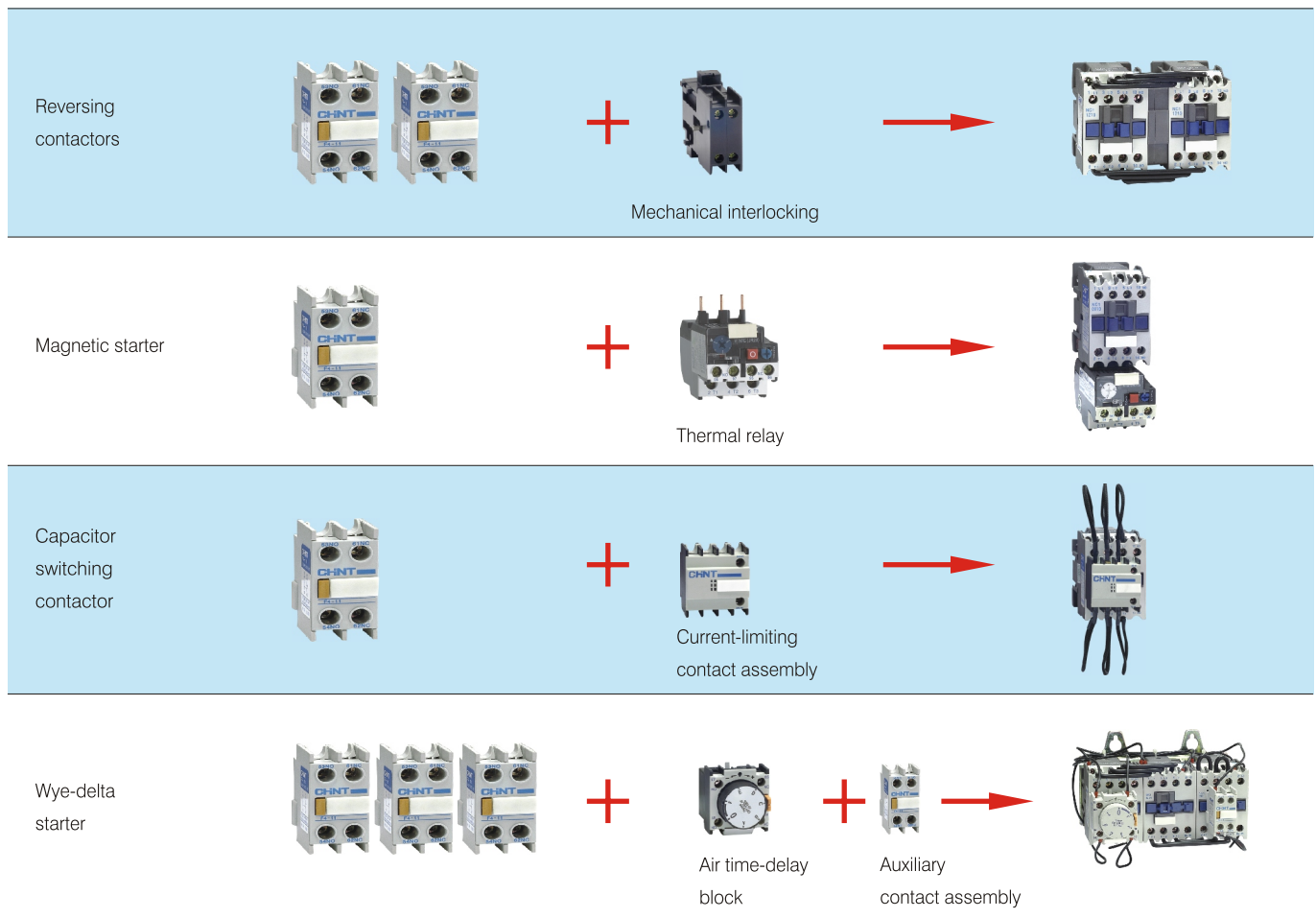
Derived Products

Derived products	Contactor	Auxiliary module	Picture
------------------	-----------	------------------	---------

Time-delay contactor



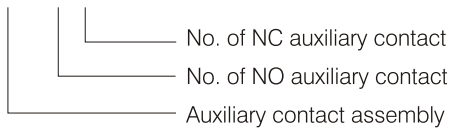
Air time-delay block



Accessories

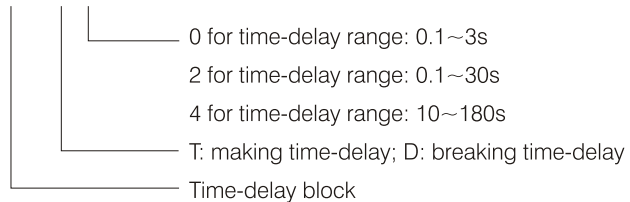
F4 Auxiliary Contact Assembly

F4 - □ □

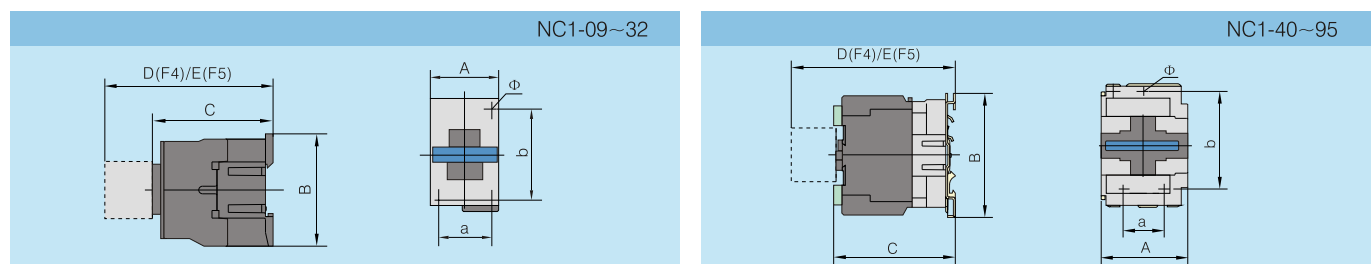


F5 Time-Delay Block

F5 - □ □



Overall and Mounting Dimensions (mm)



Contactor type	A max	B max	C max	D max	E max	a	b	Φ
NC1-09~12	46.5	75	81	119.5	139.5	35	50/60	4.5
NC1-18	46.5	75	86	124.5	144.5	35	50/60	4.5
NC1-25	57	84.5	94	132.5	152.5	44	48	4.5
NC1-32	57	84.5	99.5	138	158	44	48	4.5
NC1-40~65	79	127	114	152.5	172.5	40	100/110	6.5
NC1-80~95	86	127	125	163.5	173.5	40	100/110	6.5